

N40

N50

N60

NA30




### BID SPECIFICATIONS

STANDARD

- \* LED LIGHTING
- \* DOUBLE PANE SLIDING GLASS BACK DOOR
- \* DOUBLE PANE GLASS FRONT AND SIDES
- \* HYDRAULIC LIFT UP FRONT GLASS
- \* BACK & INSIDE STRUCTURE MADE OF HIGH GLOSS 304 STAINLESS STEEL
- \* GALVANIZED STEEL CHASSIS CONSTRUCTION
- \* INSULATED WITH DENSE NON-CFC ECOLOGIC POLYURETHANE FOAM
- \* SILVER ANODIZED ALUMINUM FINISH
- \* MULTIPLEXING CAPABILITY WITH GELATO, PASTRY, DELI, AND CHOCOLATE CASE APPLICATIONS

\* THE STANDARD LIMITED WARRANTY INCLUDES:  
1 YEAR PARTS AND LABOR

Easy Delivery



Only 35.25" Deep

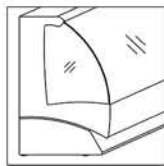
OPTIONAL

- \* CASTERS
- \* PLEXIGLASS SHELF PRODUCT GUARD
- \* DECORATIVE END PANELS

\* FACTORY STANDARD MATTE WHITE FRONT AND SIDE PANELS



STANDARD END PANEL



DECORATIVE END PANEL (OPTIONAL)  
ADD 1.50" TO TOTAL LENGTH

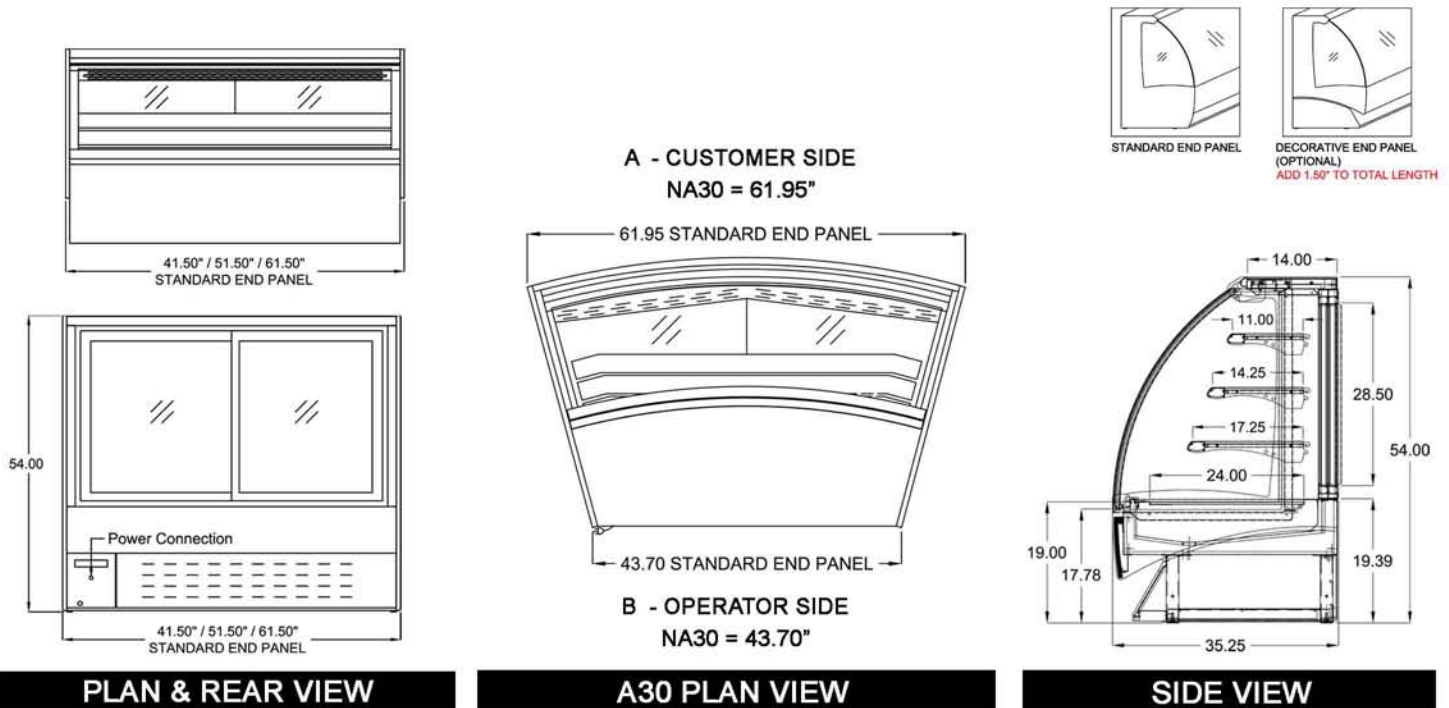


## Italiana Neutral / Dry Case Technical Specifications

No Heat or cooling

Models	Case Height	* Case Lengths	Depth	Crated Weights (lb)	Line Voltage	Breaker Size	Amp Draws	Working Temp
N40	54.00"	41.50"	35.25"	750	115/1/60	20 amp	3	Ambient
N50	54.00"	51.50"	35.25"	863	115/1/60	20 amp	4	Ambient
N60	54.00"	61.50"	35.25"	951	115/1/60	20 amp	5	Ambient
NA30	54.00"	* A & B *	35.25"	885	115/1/60	20 amp	3	Ambient

\* Case lengths are specified with standard end panels



### LISTINGS:



### ELECTRICAL CONNECTION:

Display cases are shipped with applicable junction box for hardwired installation  
Options exist for several NEMA configurations  
Plug and/or receptacle configurations are at the discretion of the electrical installer

### NOTE:

Required ambient conditions: 75°F; 55% RH  
Drawing and Specifications are subject to change without notice

CLABO USA INC.  
2556 Barrington Court,  
Hayward, CA 94545 USA  
PH 800.672.2784  
FAX 510.441.0401  
<http://www.otl-america.com>