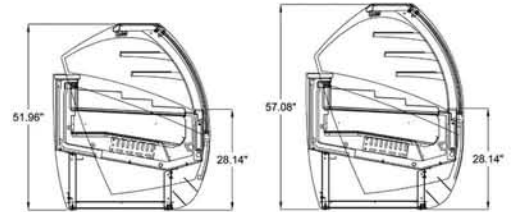


KC30EXT
KC30EXT-T

KC45EXT
KC45EXT-T



Available Heights:	
51.96"	57.08"



BID SPECIFICATIONS

STANDARD

- * 28" HIGH DISPLAY ABOVE FINISHED FLOOR
- * ALL TEMPERED, DOUBLE PANE GLASS FRONT AND SIDES
- * GALVANIZED STEEL CHASSIS CONSTRUCTION
- * INSULATED WITH DENSE NON-CFC ECOLOGIC POLYURETHANE FOAM
- * INSIDE STRUCTURE MADE OF HIGH GLOSS 304 STAINLESS STEEL
- * STAINLESS STEEL WORK SURFACE
- * DIGITAL DIAGNOSTIC CONTROL SYSTEM WITH PROGRAMMABLE DEFROSTING
- * REAR PLEXIGLASS SLIDING DOORS
- * AIR-COOLED CONDENSING UNIT

- * UNIQUE FAN ASSISTED AIRFLOW DESIGN
- * HYDRAULIC LIFT UP FRONT GLASS
- * DIGITAL HUMIDITY CONTROL ON REFRIGERATED DECK, NON-REFRIGERATED SHELVES
- * SILVER ANODIZED ALUMINUM TRIM
- * MULTIPLEXING CAPABILITY WITH GELATO, PASTRY, DELI, AND CHOCOLATE CASE APPLICATIONS
- * DISPLAY CASE(S) TO BE SHIPPED FULLY ASSEMBLED
- * THE STANDARD LIMITED WARRANTY INCLUDES: 5 YEAR COMPRESSOR: 1 YEAR PARTS; 90 DAYS LABOR
- * DISPLAY CASE(S) TO BE LABORATORY CERTIFIED AS DESCRIBED

OPTIONAL

- * FULLY REFRIGERATED SHOWCASE OPTION
- * LED LIGHTING
- * CASTERS
- * GRANITE WORK SURFACE (OPERATOR SIDE)
- * REMOTE CONDENSING UNIT

- * SIDE & FRONT PANELS PAINTED IN A GLOSSY FINISH (CASE SHIP IN BUFF WHITE PRIMER)



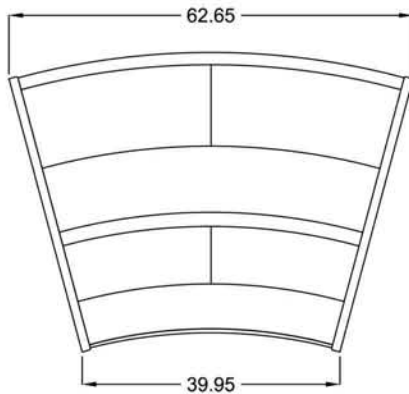
Korea Chocolate Curved Refrigerated Case Technical Specifications

Updated Model no.	Case Heights	* Case Lengths	Case Depth	Crated Weights (lb)	Line Voltage	Breaker Size	Amp Draw	Working Temp	Comp. HP	Shelves
KC30EXT	51.96"	* A & B *	43.85"	800	220/1/60	20amps	10	57	1/2 HP	2
KC30EXT-T	57.08"	* A & B *	43.85"	800	220/1/60	20amps	10	57	1/2 HP	3
KC45EXT	51.96"	* A & B *	43.85"	668	220/1/60	20amps	10	57	1/2 HP	2
KC45EXT-T	57.08"	* A & B *	43.85"	668	220/1/60	20amps	10	57	1/2 HP	3

T = TALL

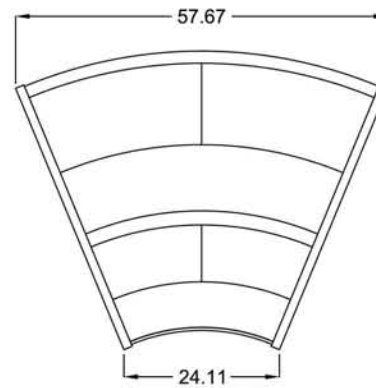
* Case lengths are specified with standard end panels

A - Customer Side
KC30EXT = 62.65"



B - Server Side
KC30EXT = 39.95"

A - Customer Side
KC45EXT = 57.67"



B - Server Side
KC45EXT = 24.11"

PLAN / TOP VIEWS of CURVED CASES

LISTINGS:



ELECTRICAL CONNECTION

Display cases are shipped with applicable junction box for hardwired installation
Options exist for several NEMA configurations
Plug and/or receptacle configurations are at the discretion of the electrical installer

NOTE:

Required ambient conditions: 75°F; 55% RH
Drawing and Specifications are subject to change without notice

CLABO USA INC.
2556 Barrington Court,
Hayward, CA 94545 USA
PH 800.672.2784
FAX 510.441.0401
<http://www.otl-america.com>