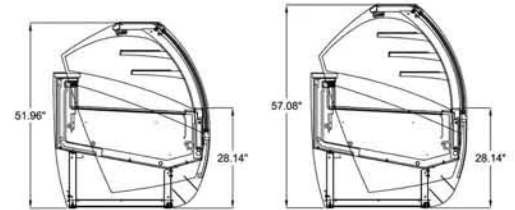


KN30EXT
KN30EXT-T

KN45EXT
KN45EXT-T



Available Heights:	
51.96"	57.08"



BID SPECIFICATIONS

S
T
A
N
D
A
R
D

- * 28" HIGH DISPLAY ABOVE FINISHED FLOOR
- * DUAL PANE TEMPERED GLASS FRONT AND SIDE
- * HYDRAULIC LIFT UP FRONT GLASS
- * STAINLESS STEEL WORK SURFACE
- * REAR PLEXIGLASS DOORS
- * SILVER ANODIZED ALUMINUM TRIM
- * MULTIPLEXING CAPABILITY WITH GELATO, PASTRY, DELI, AND CHOCOLATE CASE APPLICATIONS
- * DISPLAY CASE(S) TO BE SHIPPED FULLY ASSEMBLED
- * THE STANDARD LIMITED WARRANTY INCLUDES:
1 YEAR PARTS; 90 DAYS LABOR
- * DISPLAY CASE(S) TO BE LABORATORY CERTIFIED AS DESCRIBED

O
P
T
I
O
N
A
L

- * LED LIGHTING
- * CASTERS
- * GRANITE WORK SURFACE (OPERATOR SIDE)

* SIDE & FRONT PANELS PAINTED IN A GLOSSY FINISH (CASE SHIP IN BUFF WHITE PRIMER)



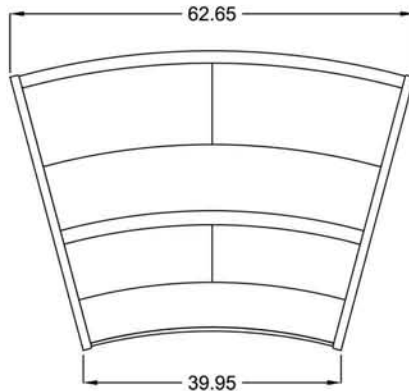
Koreia Neutral Curved Case Technical Specifications

Updated Model no.	Case Heights	* Case Lengths	Case Depth	Crated Weights (lb)	Line Voltage	Breaker Size	Amp Draw	Working Temp	Shelves
KN30EXT	51.96"	*A & B*	43.85"	950	220/1/60	20amps	2	Ambient	2
KN30EXT-T	57.08"	*A & B*	43.85"	950	220/1/60	20amps	2	Ambient	3
KN45EXT	51.96"	*A & B*	43.85"	774	220/1/60	20amps	2	Ambient	2
KN45EXT-T	57.08"	*A & B*	43.85"	774	220/1/60	20amps	2	Ambient	3

T = TALL

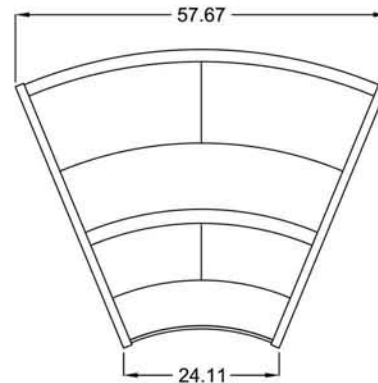
* Case lengths are specified with standard end panels

A - Customer Side
KN30EXT = 62.65"



B - Server Side
KN30EXT = 39.95"

A - Customer Side
KN45EXT = 57.67"



B - Server Side
KN45EXT = 24.11"

B - Server Side
KN30INT = 61.80"

PLAN / TOP VIEWS of CURVED CASES

LISTINGS:



ELECTRICAL CONNECTION

Display cases are shipped with applicable junction box for hardwired installation
Options exist for several NEMA configurations
Plug and/or receptacle configurations are at the discretion of the electrical installer

NOTE:

Required ambient conditions: 75°F; 55% RH
Drawing and Specifications are subject to change without notice

CLABO USA INC.
2556 Barrington Court,
Hayward, CA 94545 USA
PH 800.672.2784
FAX 510.441.0401
<http://www.otf-america.com>